

## Urban Modern PRO

Montage: Stolptopp, sidohängt

CREE Urban Modern Pro är en stilren LED-armatur utformad för gator och parkmiljöer där armaturdesign, utseende och belysningsprestanda har en betydande roll i projektet. Aramturserien kännetecknas av stor flexibilitet när det gäller olika ljusbilder, ljusflöde, färgtemperatur, montage och kontrollsystem.

*Låt CREE Urban Modern PRO göra världen lite ljusare – med stil, flexibilitet och omtanke på människor och natur!.*

### Användningsområden:

Historiska stadsmiljöer, moderna urbana områden, torg och parker, bostadsgator och gångvägar

Tillgänglig med NanoComfort® precisionsoptik

Verkningsgrad: Upp till 160 lm/W

Initialt levererade LED-lumen: Upp till 12 900 lm

Garanti: 5 år för armaturen



### Ordering Information

Eg:MDEA-3-K07-4L-407-+-A-BK-S-S-S-01+ S13DSF0-FX001

MDEA	3	K07	4L	407	+	A	BK	S	S	S	01
Product	Mounting	Optic	Lumen Package	CCT	Insulation Class	Voltage	Finish	Options	Variant	Protection	Cable length
MDEA Modern ECO Version A	3 Adjustable Side Arm  F Post - Top	K07 NanoComfort Narrow Street	4L	228** 2200K CRI80	+ Class 1	A 220-240V	BK Black	S*** Standard program	S No socket / No sensor	S By Driver	01 Exit Cable 0.5m (w \) connector)
		075 Narrow Street 0.75 (T2S)	8L	278** 2700K CRI80	^ Class 2		CI** Classic Ivory	C Custom program			
		K10 NanoComfort Medium Street	12L*	307** 3000K CRI70			HB** Heritage Brown				
		100 Medium Street 1.00 (T2S)		308 3000K CRI80			BG** Brutalist Grey				
		K12 NanoComfort Broad Street		407 4000K CRI70			LG** Landscape Green				
		125 Comfort Street 1.25 (T2S)									
150 Wide Street 1.50 (T3S)											
MDPA Modern Plus Version A		200 Extra Wide Street 2.00 (T4S)	4L	228** 2200K CRI80	+ Class 1	A 220-240V	BK Black	S*** Standard program	S No socket / No sensor	S By Driver	01 Exit Cable 0.5m (w \) connector)
		SCP Street & Cycle Path class P(T2S)	8L	278** 2700K CRI80	^ Class 2		CI** Classic Ivory	C Custom program			
		C12 125 Center Road (T2S)	12L	307** 3000K CRI70			HB** Heritage Brown	DL**** DALI			
		ABS 150 Bi- Symmetric Area(T4S)		308 3000K CRI80			BG** Brutalist Grey				
				407 4000K CRI70			LG** Landscape Green				

### Nordic LED AB

Honungsgatan 4  
432 48 S-Varberg  
Tel +46 340 7790 01

Info@nordicled.com www.nordicled.com

\*Montering "L" ska slutföras med ett dedikerad fäste

\*\*Endast i klass I

\*\*\*På begäran

\*\*\*\*Välj program från listan över standarder

\*\*\*\*\*Tillgänglig endast för S-varianten

**FEATURES**

- Available with **NanoComfort®** precision optical system
- LED Lumen output up to 12900lm
- Zhaga Book 15 compliant LED module efficiency (excluding optical system):  $\geq 185$  lm/W
- Luminaire efficiency (including optical losses): up to 160 lm/W
- CCT: 4000K Ra70, 3000K Ra80 (2200K, 2700K, 3000K Ra70, on request)
- Initial Chromatic Selection:  $\leq 4$ -Step MacAdam ellipse or  $\Delta u'v' \leq 0.003$  (LM80:08)
- Colour variation at 6,000 hours:  $\leq 7$ -Step MacAdam ellipse or  $\Delta u'v' \leq 0.007$  (LM80:08)
- Luminous flux maintenance factor: L97B10 up to  $>100,000$  hours  $T_a=25^\circ\text{C}$  (According to IESNA TM-21)
- Degree of protection: ECO Version IP66/IK09, Plus Version IP65/IK09
- Overvoltage protection: up to 10kV CM/DM
- Driver r equipped with over-temperature protection for optimal performance and safety
- Operating temperature:  $-40^\circ\text{C}$  up to  $+50^\circ\text{C}$
- Control Options: Virtual Midnight, Costant Flux, (Virtual midnight protocol adjustable via the main available for Plus version)
- Variant with Zhaga D4i driver and socket available for Plus version
- DALI dimmable available for Plus version
- Backlight accessory available for selected lenses

**CONSTRUCTION AND MATERIALS**

- Die-cast aluminum body
- 4mm thick ultra clear transparent glass protection screen
- Replaceable PMMA lenses
- Replaceable LED board equipped with ESD protection
- Cable type H07RN-F (Cable length up to 50cm)
- Easy installation
- Practicality in ordinary and extraordinary maintenance
- Luminaire assembled without the use of adhesives, completely disassembled and recyclable
- High resistance powder coating with increased anti-ageing and anti-corrosion performance for long weathering and reliability
- Luminaire is designed to mount directly to 60mm outer dimension tenons or poles

**WARRANTY AND CERTIFICATIONS**

- Warranty: 5 years
- CE mark/CB mark/RoHs/RCM mark
- Risk group exempt
- Compliant to: EN 60598-1; EN 60598-2-3
- Lead-free powder coatings with excellent exterior durability, conforms to the requirements:
  - Adhesion - test comply with ISO 2409
  - Salt spray - test NSS comply with ISO 9227
  - Accelerated Weathering - test UV comply with ISO 16474-2 (ex ISO 11507)
  - Constant humidity - test comply with ISO 6270-1

ELECTRICAL DATA*			
Lumen Package	System Watts 220-240V	Total Current	Power Factor
		@230V, 50Hz	
4L	29W	0.14	0.91
8L	55W	0.26	0.95
12L	80W	0.37	0.95

\* Electrical data at 25°C (77°F)

**LMF LUXEON - RECOMMENDED LUMEN MAINTENANCE FACTORS (LMF)<sup>1</sup>**

Ambient	LMF iniziale	25K hr Projected <sup>2</sup> LMF	50K hr Projected <sup>2</sup> LMF	75K hr Calculated <sup>3</sup> LMF	100K hr Calculated <sup>3</sup> LMF
25°C	1	0,97	0,94	0,92	0,90

**LMF DURIS - RECOMMENDED LUMEN MAINTENANCE FACTORS (LMF)<sup>1</sup>**

Ambient	LMF iniziale	25K hr Projected <sup>2</sup> LMF	50K hr Projected <sup>2</sup> LMF	75K hr Calculated <sup>3</sup> LMF	100K hr Calculated <sup>3</sup> LMF
25°C	1	0,99	0,98	0,98	0,97

<sup>1</sup> Lumen maintenance values calculated at 25°C, with TM-21 based on LM-80 data and on-site testing. DURIS for optics SCP, 150 and LUXEON for 075, 100, 125 - 200 - AFN - ARS - K07 - K10 - K12 optics

<sup>2</sup> In accordance with IESNA TM-21-11, the values shown in the "projected" column represent interpolated and arc values within six times (6x) the total duration in hours of the tests (performed according to IESNA LM-80-08) to which the device has been subjected ((DUT) e.g. the LED chip).

<sup>3</sup> In accordance with IESNA TM-21-11, the values shown in the column "calculated" are calculated based on a time span greater than six times (6x) the total duration in hours of the tests (performed according to IESNA LM-80-08) to which the device has been subjected ((DUT) e.g. the LED chip).

**MOUNTING OPTIONS**

**F**  
POST-TOP

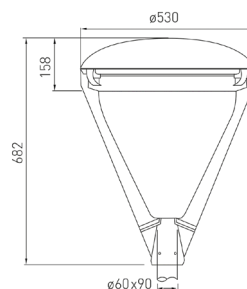


**3**  
ADJUSTABLE ARM



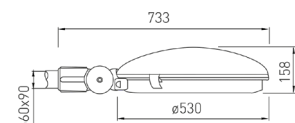
**DIMENSIONS**

**F**  
POST-TOP



Weight: 8Kg

**3**  
ADJUSTABLE ARM



Weight: 9,5kg

**ECO Version - Control options for variant S**

S - STANDARD PROGRAM - FIXED OUTPUT - OPTICS K07-K10-K12-075-100-125-200-C12					
Setting Code	System Watts W	Nominal flux (lm)			Description
		3000K Ra80	3000K Ra70	4000K Ra70	
<b>LUMEN PACKAGE 4L</b>					
S13DSA0-FX001	29 W	4336	4624	4809	FIXED 1050MA MAX 29W
S13DSA0-FX002	19 W	3030	3231	3360	FIXED 700MA MAX 19W
S13DSA0-FX003	13 W	2246	2396	2491	FIXED 500MA MAX 13W
S13DSA0-FX004	9 W	1567	1671	1738	FIXED 350MA MAX 9W
<b>LUMEN PACKAGE 8L</b>					
S13HSA0-FX001	55 W	8411	8969	9328	FIXED 1050MA MAX 55W
S13HSA0-FX002	36 W	5988	6386	6641	FIXED 700MA MAX 36W
S13HSA0-FX003	27 W	4626	4933	5130	FIXED 525MA MAX 27W
<b>LUMEN PACKAGE 12L</b>					
S13LSA0-FX001	80 W	12227	13038	13560	FIXED 1050MA MAX 80W
S13LSA0-FX002	52 W	8705	9283	9654	FIXED 700MA MAX 52W
S13LSA0-FX003	39 W	6725	7171	7458	FIXED 525MA MAX 39W
S - STANDARD PROGRAM - FIXED OUTPUT - OPTICS 150-ABS-SCP					
Setting Code	System Watts W	Nominal flux (lm)			Description
		3000K Ra80	3000K Ra70	4000K Ra70	
<b>LUMEN PACKAGE 4L</b>					
S13DSA0-FX001	29 W	3914	4383	4607	FIXED 1050MA MAX 29W
S13DSA0-FX002	19 W	2735	3063	3219	FIXED 700MA MAX 19W
S13DSA0-FX003	13 W	2028	2271	2387	FIXED 500MA MAX 13W
S13DSA0-FX004	9 W	1415	1584	1665	FIXED 350MA MAX 9W
<b>LUMEN PACKAGE 8L</b>					
S13HSA0-FX001	55 W	7583	8492	8926	FIXED 1050MA MAX 55W
S13HSA0-FX002	36 W	5399	6046	6355	FIXED 700MA MAX 36W
S13HSA0-FX003	27 W	4171	4670	4909	FIXED 525MA MAX 27W
<b>LUMEN PACKAGE 12L</b>					
S13LSA0-FX001	80 W	11029	12351	12983	FIXED 1050MA MAX 80W
S13LSA0-FX002	52 W	7853	8793	9243	FIXED 700MA MAX 52W
S13LSA0-FX003	39 W	6066	6793	7140	FIXED 525MA MAX 39W

**ECO Version - Control options for variant S**

<b>S - STANDARD PROGRAM - VIRTUAL MIDNIGHT - OPTICS K07-K10-K12-075-100-125-200-C12</b>										
Setting Code	W Max	Nominal flux (lm)			W Min	Nominal flux (lm)			Description	
		3000K Ra80	3000K Ra70	4000K Ra70		3000K Ra80	3000K Ra70	4000K Ra70		
<b>LUMEN PACKAGE 4L</b>										
S13DSA0-VM001	29 W	4336	4624	4809	19 W	3030	3231	3360	VM ON-1050MA 29W / 00:00-700MA 19W / 06:00-1050MA 29W	
S13DSA0-VM002	19 W	3030	3231	3360	13 W	2246	2396	2491	VM ON-700MA 19W / 00:00-500MA 13W / 06:00-700MA 19W	
S13DSA0-VM003	13 W	2246	2396	2491	9 W	1567	1671	1738	VM ON-500MA 13W / 00:00-350MA 9W / 06:00-500MA 13W	
S13DSA0-VM004	9 W	1567	1671	1738	7 W	1149	1226	1275	VM ON-350MA 9W / 00:00-250MA 7W / 06:00-350MA 9W	
<b>LUMEN PACKAGE 8L</b>										
S13HSA0-VM001	55 W	8411	8969	9328	36 W	5988	6386	6641	VM ON-1050MA 55W / 00:00-700MA 36W / 06:00-1050MA 55W	
S13HSA0-VM002	36 W	5988	6386	6641	24 W	4177	4454	4632	VM ON-700MA 36W / 00:00-470MA 24W / 06:00-700MA 36W	
S13HSA0-VM003	27 W	4626	4933	5130	19 W	3167	3377	3512	VM ON-525MA 27W / 00:00-350MA 19W / 06:00-525MA 27W	
<b>LUMEN PACKAGE 12L</b>										
S13LSA0-VM001	80 W	12227	13038	13560	52 W	8705	9283	9654	VM ON-1050MA 80W / 00:00-700MA 52W / 06:00-1050MA 80W	
S13LSA0-VM002	52 W	8705	9283	9654	35 W	6072	6475	6734	VM ON-700MA 52W / 00:00-470MA 35W / 06:00-700MA 52W	
S13LSA0-VM003	39 W	6725	7171	7458	27 W	4603	4909	5105	VM ON-525MA 39W / 00:00-350MA 27W / 06:00-525MA 39W	
<b>S - STANDARD PROGRAM - VIRTUAL MIDNIGHT - OPTICS 150-ABS-SCP</b>										
Setting Code	W Max	Nominal flux (lm)			W Min	Nominal flux (lm)			Description	
		3000K Ra80	3000K Ra70	4000K Ra70		3000K Ra80	3000K Ra70	4000K Ra70		
<b>LUMEN PACKAGE 4L</b>										
S13DSA0-VM001	29 W	3914	4383	4607	19 W	2735	3063	3219	VM ON-1050MA 29W / 00:00-700MA 19W / 06:00-1050MA 29W	
S13DSA0-VM002	19 W	2735	3063	3219	13 W	2028	2271	2387	VM ON-700MA 19W / 00:00-500MA 13W / 06:00-700MA 19W	
S13DSA0-VM003	13 W	2028	2271	2387	9 W	1415	1584	1665	VM ON-500MA 13W / 00:00-350MA 9W / 06:00-500MA 13W	
S13DSA0-VM004	9 W	1415	1584	1665	7 W	1037	1162	1221	VM ON-350MA 9W / 00:00-250MA 7W / 06:00-350MA 9W	
<b>LUMEN PACKAGE 8L</b>										
S13HSA0-VM001	55 W	7583	8492	8926	36 W	5399	6046	6355	VM ON-1050MA 55W / 00:00-700MA 36W / 06:00-1050MA 55W	
S13HSA0-VM002	36 W	5399	6046	6355	24 W	3766	4217	4433	VM ON-700MA 36W / 00:00-470MA 24W / 06:00-700MA 36W	
S13HSA0-VM003	27 W	4171	4670	4909	19 W	2855	3197	3361	VM ON-525MA 27W / 00:00-350MA 19W / 06:00-525MA 27W	
<b>LUMEN PACKAGE 12L</b>										
S13LSA0-VM001	80 W	11029	12351	12983	52 W	7853	8793	9243	VM ON-1050MA 80W / 00:00-700MA 52W / 06:00-1050MA 80W	
S13LSA0-VM002	52 W	7853	8793	9243	35 W	5477	6133	6447	VM ON-700MA 52W / 00:00-470MA 35W / 06:00-700MA 52W	
S13LSA0-VM003	39 W	6066	6793	7140	27 W	4153	4650	4888	VM ON-525MA 39W / 00:00-350MA 27W / 06:00-525MA 39W	

**PLUS Version - Control options for variant S**

<b>S - STANDARD PROGRAM - FIXED OUTPUT - OPTICS K07-K10-K12-075-100-125-200-C12</b>					
Setting Code	System Watts W	Nominal flux (lm)			Description
		3000K Ra80	3000K Ra70	4000K Ra70	
<b>LUMEN PACKAGE 4L</b>					
S14DSA0-FX001	26 W	3814	4067	4229	FIXED 950MA MAX 26W
S14DSA0-FX002	19 W	2957	3153	3279	FIXED 700MA MAX 19W
S14DSA0-FX003	14 W	2142	2284	2375	FIXED 500MA MAX 14W
S14DSA0-FX004	11 W	1515	1616	1680	FIXED 350MA MAX 11W
<b>LUMEN PACKAGE 8L</b>					
S14HSA0-FX001	53 W	8411	8969	9328	FIXED 1050MA MAX 53W
S14HSA0-FX002	35 W	5823	6209	6458	FIXED 700MA MAX 35W
S14HSA0-FX003	26 W	4493	4791	4983	FIXED 525MA MAX 26W
<b>LUMEN PACKAGE 12L</b>					
S13LSA0-FX001	80 W	12227	13038	13560	FIXED 1050MA MAX 80W
S13LSA0-FX002	52 W	8465	9027	9388	FIXED 700MA MAX 52W
S13LSA0-FX003	39 W	6532	6965	7244	FIXED 525MA MAX 39W
<b>S - STANDARD PROGRAM - FIXED OUTPUT - OPTICS 150-ABS-SCP</b>					
Setting Code	System Watts W	Nominal flux (lm)			Description
		3000K Ra80	3000K Ra70	4000K Ra70	
<b>LUMEN PACKAGE 4L</b>					
S14DSA0-FX001	26 W	3425	3835	4031	FIXED 950MA MAX 26W
S14DSA0-FX002	19 W	2655	2973	3126	FIXED 700MA MAX 19W
S14DSA0-FX003	14 W	1923	2154	2264	FIXED 500MA MAX 14W
S14DSA0-FX004	11 W	1361	1523	1601	FIXED 350MA MAX 11W
<b>LUMEN PACKAGE 8L</b>					
S14HSA0-FX001	53 W	7583	8492	8926	FIXED 1050MA MAX 53W
S14HSA0-FX002	35 W	5250	5879	6180	FIXED 700MA MAX 35W
S14HSA0-FX003	26 W	4051	4536	4768	FIXED 525MA MAX 26W
<b>LUMEN PACKAGE 12L</b>					
S13LSA0-FX001	80 W	11029	12351	12983	FIXED 1050MA MAX 80W
S13LSA0-FX002	52 W	7636	8550	8988	FIXED 700MA MAX 52W
S13LSA0-FX003	39 W	5892	6598	6935	FIXED 525MA MAX 39W

**PLUS Version - Control options for variant S**

S - STANDARD PROGRAM - VIRTUAL MIDNIGHT - OPTICS K07-K10-K12-075-100-125-200-C12									
Setting Code	W Max	Nominal flux (lm)			W Min	Nominal flux (lm)			Description
		3000K Ra80	3000K Ra70	4000K Ra70		3000K Ra80	3000K Ra70	4000K Ra70	
<b>LUMEN PACKAGE 4L</b>									
S14DSA0-VM001	26 W	3814	4067	4229	19 W	2957	3153	3279	VM ON-950MA 26W / 00:00-700MA 19W / 06:00-950MA 26W
S14DSA0-VM002	19 W	2957	3153	3279	14 W	2142	2284	2375	VM ON-700MA 19W / 00:00-500MA 14W / 06:00-700MA 19W
S14DSA0-VM003	14 W	2142	2284	2375	11 W	1515	1616	1680	VM ON-500MA 14W / 00:00-350MA 11W / 06:00-500MA 14W
S14DSA0-VM004	11 W	1515	1616	1680	8 W	1097	1170	1217	VM ON-350MA 11W / 00:00-250MA 8W / 06:00-350MA 11W
<b>LUMEN PACKAGE 8L</b>									
S14HSA0-VM001	53 W	8411	8969	9328	35 W	5823	6209	6458	VM ON-1050MA 53W / 00:00-700MA 35W / 06:00-1050MA 53W
S14HSA0-VM002	35 W	5988	6386	6641	24 W	4062	4331	4505	VM ON-700MA 35W / 00:00-470MA 24W / 06:00-700MA 35W
S14HSA0-VM003	26 W	4626	4933	5130	18 W	2996	3195	3323	VM ON-525MA 26W / 00:00-350MA 18W / 06:00-525MA 26W
<b>LUMEN PACKAGE 12L</b>									
S14LSA0-VM001	80 W	12227	13038	13560	52 W	8465	9027	9388	VM ON-1050MA 80W / 00:00-700MA 52W / 06:00-1050MA 80W
S14LSA0-VM002	52 W	8705	9283	9654	35 W	5905	6296	6548	VM ON-700MA 52W / 00:00-470MA 35W / 06:00-700MA 52W
S14LSA0-VM003	39 W	6725	7171	7458	26 W	4494	4792	4984	VM ON-525MA 39W / 00:00-350MA 26W / 06:00-525MA 39W
<b>S - STANDARD PROGRAM - VIRTUAL MIDNIGHT - OPTICS 150-ABS-SCP</b>									
Setting Code	W Max	Nominal flux (lm)			W Min	Nominal flux (lm)			Description
		3000K Ra80	3000K Ra70	4000K Ra70		3000K Ra80	3000K Ra70	4000K Ra70	
<b>LUMEN PACKAGE 4L</b>									
S14DSA0-VM001	26 W	3425	3835	4031	19 W	2655	2973	3126	VM ON-950MA 26W / 00:00-700MA 19W / 06:00-950MA 26W
S14DSA0-VM002	19 W	2655	2973	3126	14 W	1923	2154	2264	VM ON-700MA 19W / 00:00-500MA 14W / 06:00-700MA 19W
S14DSA0-VM003	14 W	1923	2154	2264	11 W	1361	1523	1601	VM ON-500MA 14W / 00:00-350MA 11W / 06:00-500MA 14W
S14DSA0-VM004	11 W	1361	1523	1601	8 W	985	1103	1160	VM ON-350MA 11W / 00:00-250MA 8W / 06:00-350MA 11W
<b>LUMEN PACKAGE 8L</b>									
S14HSA0-VM001	53 W	7583	8492	8926	35 W	5250	5879	6180	VM ON-1050MA 53W / 00:00-700MA 35W / 06:00-1050MA 53W
S14HSA0-VM002	35 W	5250	5879	6180	24 W	3662	4101	4311	VM ON-700MA 35W / 00:00-470MA 24W / 06:00-700MA 35W
S14HSA0-VM003	26 W	4051	4536	4768	18 W	2702	3025	3180	VM ON-525MA 26W / 00:00-350MA 18W / 06:00-525MA 26W
<b>LUMEN PACKAGE 12L</b>									
S14LSA0-VM001	80 W	11029	12351	12983	52 W	7636	8550	8988	VM ON-1050MA 80W / 00:00-700MA 52W / 06:00-1050MA 80W
S14LSA0-VM002	52 W	7636	8550	8988	35 W	5326	5964	6269	VM ON-700MA 52W / 00:00-470MA 35W / 06:00-700MA 52W
S14LSA0-VM003	39 W	5892	6598	6935	26 W	4054	4539	4771	VM ON-525MA 39W / 00:00-350MA 26W / 06:00-525MA 39W

DL - DALI - OPTICS K07 - K10 - K12 - 075-100-125-200-C12						
Setting Code	System Watts W	Nominal flux (lm)			Description	
		3000K Ra80	3000K Ra70	4000K Ra70		
<b>LUMEN PACKAGE 4L</b>						
S14DSA0-DL001	26 W	3814	4067	4229	DALI 950MA MAX 26W	
<b>LUMEN PACKAGE 8L</b>						
S14HSA0-DL001	53 W	8411	8969	9328	DALI 1050MA MAX 53W	
<b>LUMEN PACKAGE 12L</b>						
S14LSA0-DL001	80 W	12227	13038	13560	DALI 1050MA MAX 80W	
<b>DL - DALI - OPTICS 150-ABS-SCP</b>						
Setting Code	System Watts W	Nominal flux (lm)			Description	
		3000K Ra80	3000K Ra70	4000K Ra70		
<b>LUMEN PACKAGE 4L</b>						
S14DSA0-DL001	26 W	3425	3835	4031	DALI 950MA MAX 26W	
<b>LUMEN PACKAGE 8L</b>						
S14HSA0-DL001	53 W	7583	8492	8926	DALI 1050MA MAX 53W	
<b>LUMEN PACKAGE 12L</b>						
S14LSA0-DL001	80 W	11029	12351	12983	DALI 1050MA MAX 80W	

**PLUS Version - Control options for variant Z**

S - STANDARD PROGRAM - FIXED OUTPUT - OPTICS K07-K10-K12-075-100-125-200-C12					
Setting Code	System Watts W	Nominal flux (lm)			Description
		3000K Ra80	3000K Ra70	4000K Ra70	
<b>LUMEN PACKAGE 4L</b>					
S14DZAO-FX001	26 W	3814	4067	4229	FIXED 950MA MAX 26W SR
S14DZAO-FX002	19 W	2957	3153	3279	FIXED 700MA MAX 19W SR
S14DZAO-FX003	14 W	2142	2284	2375	FIXED 500MA MAX 14W SR
S14DZAO-FX004	11 W	1515	1616	1680	FIXED 350MA MAX 11W SR
<b>LUMEN PACKAGE 8L</b>					
S14HZA0-FX001	53 W	8411	8969	9328	FIXED 1050MA MAX 53W SR
S14HZA0-FX002	35 W	5823	6209	6458	FIXED 700MA MAX 35W SR
S14HZA0-FX003	26 W	4493	4791	4983	FIXED 525MA MAX 26W SR
<b>LUMEN PACKAGE 12L</b>					
S14LZA0-FX001	80 W	12227	13038	13560	FIXED 1050MA MAX 80W SR
S14LZA0-FX002	52 W	8465	9027	9388	FIXED 700MA MAX 52W SR
S14LZA0-FX003	39 W	6532	6965	7244	FIXED 525MA MAX 39W SR
S - STANDARD PROGRAM - FIXED OUTPUT - OPTICS 150-ABS-SCP					
Setting Code	System Watts W	Nominal flux (lm)			Description
		3000K Ra80	3000K Ra70	4000K Ra70	
<b>LUMEN PACKAGE 4L</b>					
S14DZAO-FX001	26 W	3425	3835	4031	FIXED 950MA MAX 26W SR
S14DZAO-FX002	19 W	2655	2973	3126	FIXED 700MA MAX 19W SR
S14DZAO-FX003	14 W	1923	2154	2264	FIXED 500MA MAX 14W SR
S14DZAO-FX004	11 W	1361	1523	1601	FIXED 350MA MAX 11W SR
<b>LUMEN PACKAGE 8L</b>					
S14HZA0-FX001	53 W	7583	8492	8926	FIXED 1050MA MAX 53W SR
S14HZA0-FX002	35 W	5250	5879	6180	FIXED 700MA MAX 35W SR
S14HZA0-FX003	26 W	4051	4536	4768	FIXED 525MA MAX 26W SR
<b>LUMEN PACKAGE 12L</b>					
S14LZA0-FX001	80 W	11029	12351	12983	FIXED 1050MA MAX 80W SR
S14LZA0-FX002	52 W	7636	8550	8988	FIXED 700MA MAX 52W SR
S14LZA0-FX003	39 W	5892	6598	6935	FIXED 525MA MAX 39W SR

**PLUS Version - Control options for variant Z**

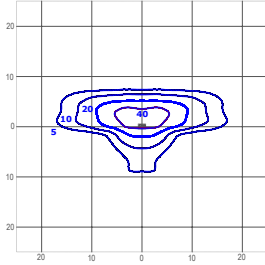
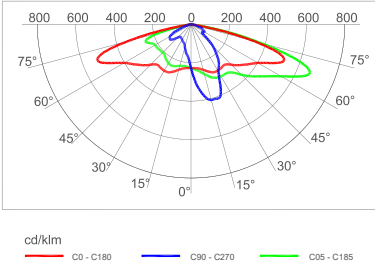
S - STANDARD PROGRAM - VIRTUAL MIDNIGHT - OPTICS K07-K10-K12-075-100-125-200-C12									
Setting Code	W Max	Nominal flux (lm)			W Min	Nominal flux (lm)			Description
		3000K Ra80	3000K Ra70	4000K Ra70		3000K Ra80	3000K Ra70	4000K Ra70	
<b>LUMEN PACKAGE 4L</b>									
S14DZA0-VM001	26 W	3814	4067	4229	19 W	2957	3153	3279	VM ON-950MA 26W / 00:00-700MA 19W / 06:00-950MA 26W SR
S14DZA0-VM002	19 W	2957	3153	3279	14 W	2142	2284	2375	VM ON-700MA 19W / 00:00-500MA 14W / 06:00-700MA 19W SR
S14DZA0-VM003	14 W	2142	2284	2375	11 W	1515	1616	1680	VM ON-500MA 14W / 00:00-350MA 11W / 06:00-500MA 14W SR
S14DZA0-VM004	11 W	1515	1616	1680	8 W	1097	1170	1217	VM ON-350MA 11W / 00:00-250MA 8W / 06:00-350MA 11W SR
<b>LUMEN PACKAGE 8L</b>									
S14HZA0-VM001	53 W	8411	8969	9328	35 W	5823	6209	6458	VM ON-1050MA 53W / 00:00-700MA 35W / 06:00-1050MA 53W SR
S14HZA0-VM002	35 W	5988	6386	6641	24 W	4062	4331	4505	VM ON-700MA 35W / 00:00-470MA 24W / 06:00-700MA 35W SR
S14HZA0-VM003	26 W	4626	4933	5130	18 W	2996	3195	3323	VM ON-525MA 26W / 00:00-350MA 18W / 06:00-525MA 26W SR
<b>LUMEN PACKAGE 12L</b>									
S14LZA0-VM001	80 W	12227	13038	13560	52 W	8465	9027	9388	VM ON-1050MA 80W / 00:00-700MA 52W / 06:00-1050MA 80W SR
S14LZA0-VM002	52 W	8705	9283	9654	35 W	5905	6296	6548	VM ON-700MA 52W / 00:00-470MA 35W / 06:00-700MA 52W SR
S14LZA0-VM003	39 W	6725	7171	7458	26 W	4494	4792	4984	VM ON-525MA 39W / 00:00-350MA 26W / 06:00-525MA 39W SR
<b>S - STANDARD PROGRAM - VIRTUAL MIDNIGHT - OPTICS 150-ABS-SCP</b>									
Setting Code	W Max	Nominal flux (lm)			W Min	Nominal flux (lm)			Description
		3000K Ra80	3000K Ra70	4000K Ra70		3000K Ra80	3000K Ra70	4000K Ra70	
<b>LUMEN PACKAGE 4L</b>									
S14DZA0-VM001	26 W	3425	3835	4031	19 W	2655	2973	3126	VM ON-950MA 26W / 00:00-700MA 19W / 06:00-950MA 26W SR
S14DZA0-VM002	19 W	2655	2973	3126	14 W	1923	2154	2264	VM ON-700MA 19W / 00:00-500MA 14W / 06:00-700MA 19W SR
S14DZA0-VM003	14 W	1923	2154	2264	11 W	1361	1523	1601	VM ON-500MA 14W / 00:00-350MA 11W / 06:00-500MA 14W SR
S14DZA0-VM004	11 W	1361	1523	1601	8 W	985	1103	1160	VM ON-350MA 11W / 00:00-250MA 8W / 06:00-350MA 11W SR
<b>LUMEN PACKAGE 8L</b>									
S14HZA0-VM001	53 W	7583	8492	8926	35 W	5250	5879	6180	VM ON-1050MA 53W / 00:00-700MA 35W / 06:00-1050MA 53W SR
S14HZA0-VM002	35 W	5250	5879	6180	24 W	3662	4101	4311	VM ON-700MA 35W / 00:00-470MA 24W / 06:00-700MA 35W SR
S14HZA0-VM003	26 W	4051	4536	4768	18 W	2702	3025	3180	VM ON-525MA 26W / 00:00-350MA 18W / 06:00-525MA 26W SR
<b>LUMEN PACKAGE 12L</b>									
S14LZA0-VM001	80 W	11029	12351	12983	52 W	7636	8550	8988	VM ON-1050MA 80W / 00:00-700MA 52W / 06:00-1050MA 80W SR
S14LZA0-VM002	52 W	7636	8550	8988	35 W	5326	5964	6269	VM ON-700MA 52W / 00:00-470MA 35W / 06:00-700MA 52W SR
S14LZA0-VM003	39 W	5892	6598	6935	26 W	4054	4539	4771	VM ON-525MA 39W / 00:00-350MA 26W / 06:00-525MA 39W SR



**Photometry**

All published luminaire photometric testing performed by an external certified ISO 17025 laboratory. To obtain an IES file specific to your project consult: [www.creelighting-europe.com](http://www.creelighting-europe.com)

**K07 - Narrow Street**



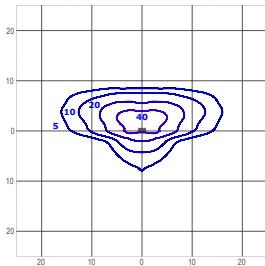
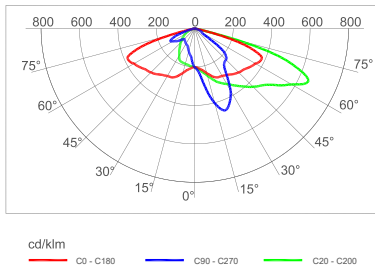
LUMEN OUTPUT - K07 (Narrow Street)			
Lumen Package	3000K Ra80	3000K Ra70	4000K Ra70
	Initial Delivered Lumens*	Initial Delivered Lumens*	Initial Delivered Lumens*
4L	3938	4199	4367
8L	7638	8145	8470
12L	11103	11840	12313

\* Initial delivered lumens at 25°C (77°F). Actual production yield may vary between -4 and +10% of initial delivered lumens

Test Report #: 403-QL22-R05

AREA-S-K07-8L-407  
 Mounting Height: 6m

**K10 - Medium Street**



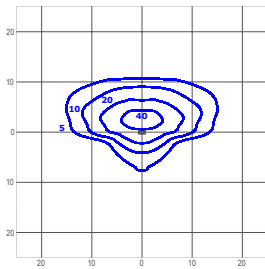
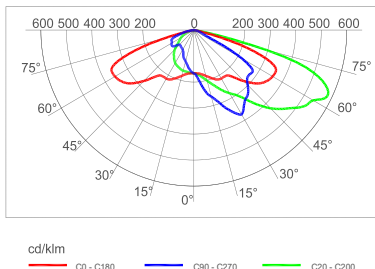
LUMEN OUTPUT - K10 (Medium Street)			
Lumen Package	3000K Ra80	3000K Ra70	4000K Ra70
	Initial Delivered Lumens*	Initial Delivered Lumens*	Initial Delivered Lumens*
4L	3941	4203	4371
8L	7645	8152	8478
12L	11114	11851	12325

\* Initial delivered lumens at 25°C (77°F). Actual production yield may vary between -4 and +10% of initial delivered lumens

Test Report #: 403-QL22-R06

AREA-S-K10-8L-407  
 Mounting Height: 6m

**K12 - Broad Street**



LUMEN OUTPUT - K12 (Broad Street)			
Lumen Package	3000K Ra80	3000K Ra70	4000K Ra70
	Initial Delivered Lumens*	Initial Delivered Lumens*	Initial Delivered Lumens*
4L	3858	4114	4278
8L	7483	7980	8299
12L	10878	11600	12064

\* Initial delivered lumens at 25°C (77°F). Actual production yield may vary between -4 and +10% of initial delivered lumens

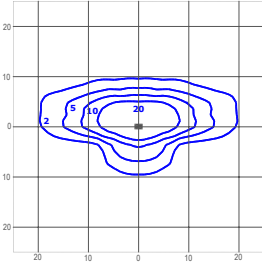
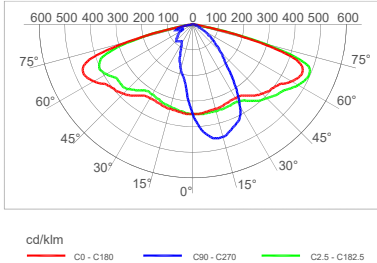
Test Report #: 403-QL22-R07

AREA-S-K12-8L-407  
 Mounting Height: 6m

**Photometry**

All published luminaire photometric testing performed by an external certified ISO 17025 laboratory. To obtain an IES file specific to your project consult: [www.creelighting-europe.com](http://www.creelighting-europe.com)

**075 - Type II Short**



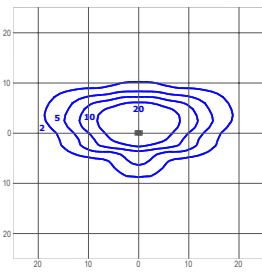
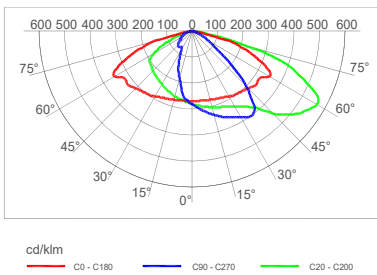
LUMEN OUTPUT - 075 (Type II Short)			
Lumen Package	3000K Ra80	3000K Ra70	4000K Ra70
	Initial Delivered Lumens*	Initial Delivered Lumens*	Initial Delivered Lumens*
4L	3724	3971	4129
8L	7223	7702	8010
12L	10500	11196	11644

\* Initial delivered lumens at 25°C (77°F). Actual production yield may vary between -4 and +10% of initial delivered lumens

Test Report #: 403-QL22-R04

KTEA-S-075-8L-407  
 Mounting Height: 6m

**100 - Type II Short**



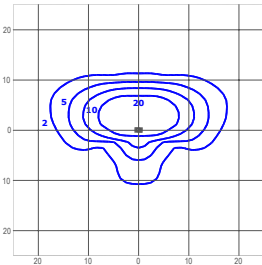
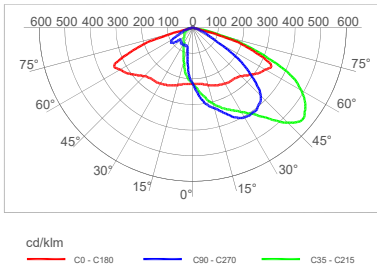
LUMEN OUTPUT - 100 (Type II Short)			
Lumen Package	3000K Ra80	3000K Ra70	4000K Ra70
	Initial Delivered Lumens*	Initial Delivered Lumens*	Initial Delivered Lumens*
4L	3701	3947	4105
8L	7180	7656	7962
12L	10437	11129	11575

\* Initial delivered lumens at 25°C (77°F). Actual production yield may vary between -4 and +10% of initial delivered lumens

Test Report #: 403-QL22-R03

KTEA-S-100-8L-407  
 Mounting Height: 6m

**125 - Type II Short**



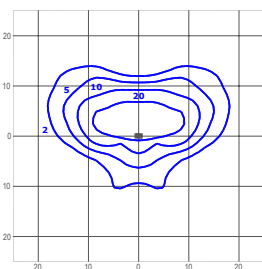
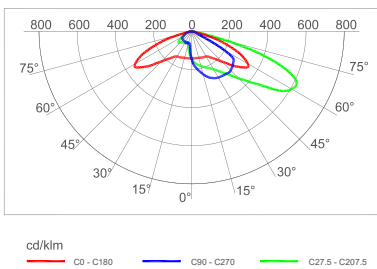
LUMEN OUTPUT - 125 (Type II Short)			
Lumen Package	3000K Ra80	3000K Ra70	4000K Ra70
	Initial Delivered Lumens*	Initial Delivered Lumens*	Initial Delivered Lumens*
4L	3742	3990	4150
8L	7259	7740	8050
12L	10552	11252	11702

\* Initial delivered lumens at 25°C (77°F). Actual production yield may vary between -4 and +10% of initial delivered lumens

Test Report #: 403-QL22-R02

KTEA-S-125-8L-407  
 Mounting Height: 6m

**150 - Type III Short**



LUMEN OUTPUT - 150 (Type III Short)			
Lumen Package	3000K Ra80	3000K Ra70	4000K Ra70
	Initial Delivered Lumens*	Initial Delivered Lumens*	Initial Delivered Lumens*
4L	3398	3805	4000
8L	6584	7373	7750
12L	9576	10723	11272

\* Initial delivered lumens at 25°C (77°F). Actual production yield may vary between -4 and +10% of initial delivered lumens

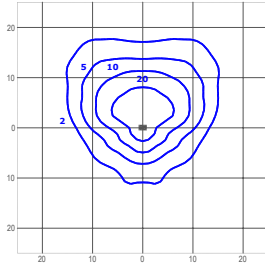
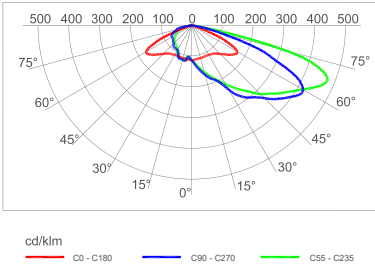
Test Report #: 238-QL22-R11

KTEA-S-150-8L-407  
 Mounting Height: 6m

**Photometry**

All published luminaire photometric testing performed by an external certified ISO 17025 laboratory. To obtain an IES file specific to your project consult: [www.creelighting-europe.com](http://www.creelighting-europe.com)

**200 - Type II Short**



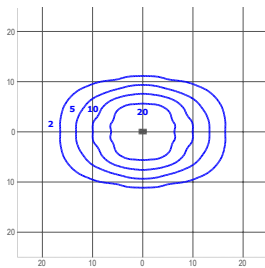
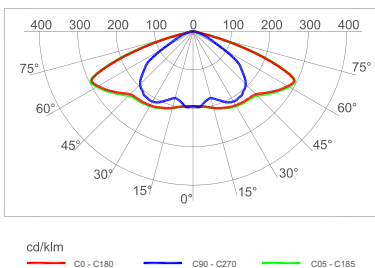
LUMEN OUTPUT - 200 (Type II Short)			
Lumen Package	3000K Ra80	3000K Ra70	4000K Ra70
	Initial Delivered Lumens*	Initial Delivered Lumens*	Initial Delivered Lumens*
4L	3684	3929	4086
8L	7146	7620	7925
12L	10388	11077	11520

\* Initial delivered lumens at 25°C (77°F). Actual production yield may vary between -4 and +10% of initial delivered lumens

Test Report #: 1408-QL20-R05

KTEA-S-200-8L-407  
 Mounting Height: 6m

**C12 - Type II Short**



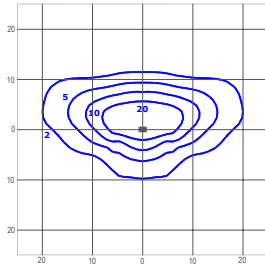
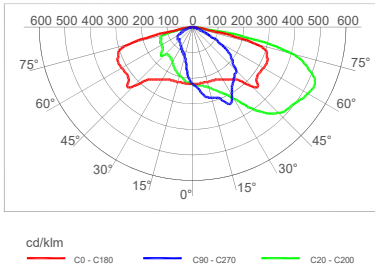
LUMEN OUTPUT - 125 CENTER ROAD			
Lumen Package	3000K Ra80	3000K Ra70	4000K Ra70
	Initial Delivered Lumens*	Initial Delivered Lumens*	Initial Delivered Lumens*
4L	3742	3990	4150
8L	7258	7740	8049
12L	10551	11251	11701

\* Initial delivered lumens at 25°C (77°F). Actual production yield may vary between -4 and +10% of initial delivered lumens

Test Report #: 403-QL22-R01

KTEA-S-C12-8L-407  
 Mounting Height: 6m

**SCP - Type II Short**



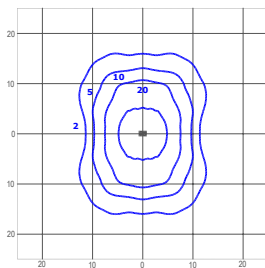
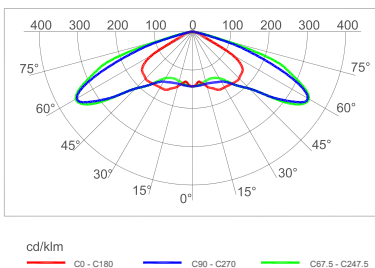
LUMEN OUTPUT - SCP (Type II Short)			
Lumen Package	3000K Ra80	3000K Ra70	4000K Ra70
	Initial Delivered Lumens*	Initial Delivered Lumens*	Initial Delivered Lumens*
4L	3323	3722	3912
8L	6439	7211	7580
12L	9365	10487	11024

\* Initial delivered lumens at 25°C (77°F). Actual production yield may vary between -4 and +10% of initial delivered lumens

Test Report #: 238-QL22-R14

KTEA-S-SCP-8L-407  
 Mounting Height: 6m

**ABS - Type IV Short**



LUMEN OUTPUT - ABS Bi-Symmetric Area			
Lumen Package	3000K Ra80	3000K Ra70	4000K Ra70
	Initial Delivered Lumens*	Initial Delivered Lumens*	Initial Delivered Lumens*
4L	3412	3821	4016
8L	6610	7402	7781
12L	9614	10766	11317

\* Initial delivered lumens at 25°C (77°F). Actual production yield may vary between -4 and +10% of initial delivered lumens

Test Report #: 238-QL22-R10

KTEA-S-ABS-8L-407  
 Mounting Height: 6m